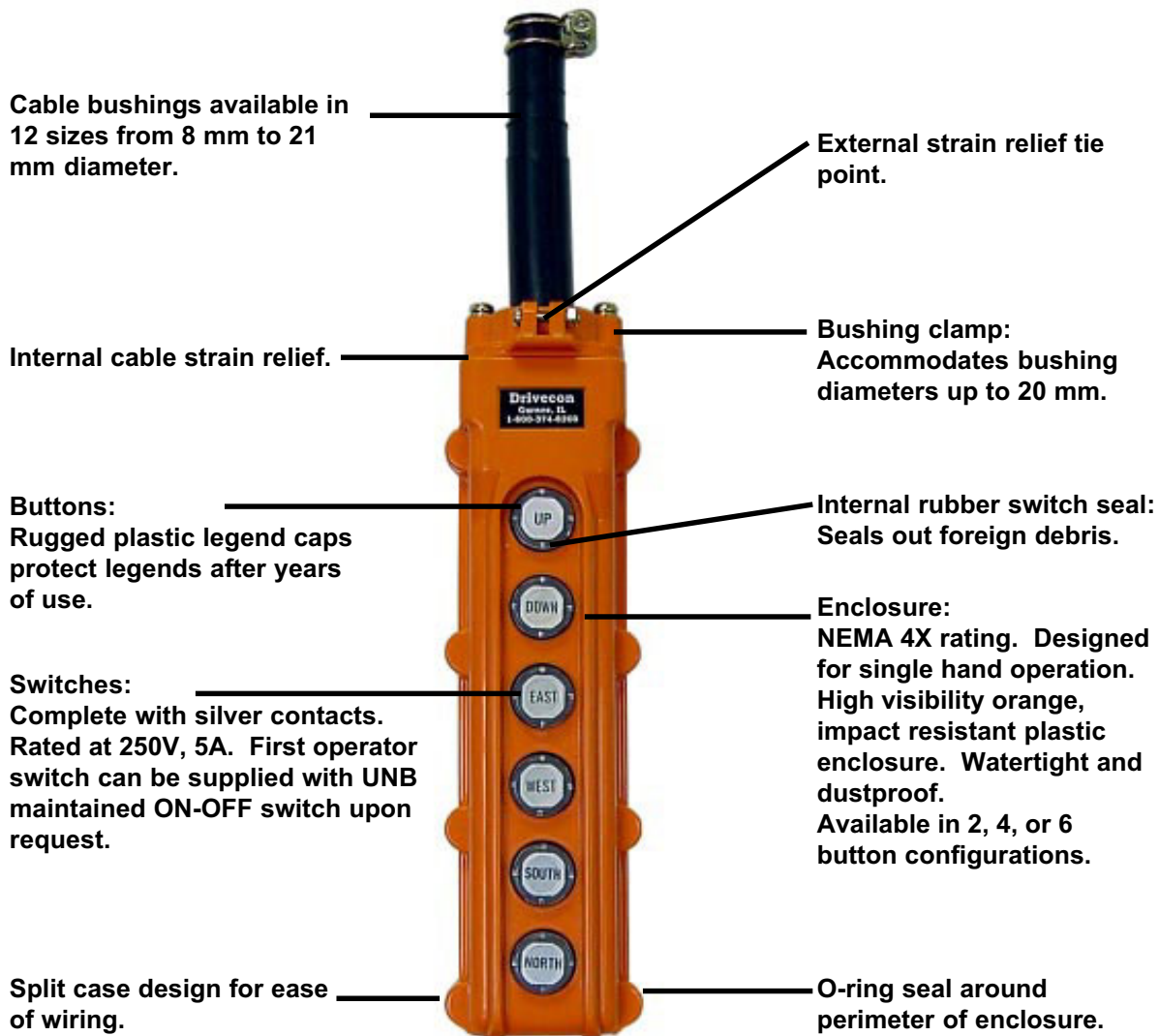


COB60 Series pushbutton pendant station

- Two to six buttons
- Single speed switches
- Economical
- Contacts rated 5A at 250VAC
- Pre-assembled
- Compact high visibility orange enclosure
- NEMA 4X enclosure rating
- Ultra-long service life
- -15°C to 70°C operation
- 100 g shock resistance



Pendant Stations

The most economical pendant switch available. Yet rugged enough to meet the most demanding applications. High impact ABS resin enclosure plus generously sized silver tipped contacts make this product a superior value. Ergonomically designed with low force pushbuttons provide hours of use without fatigue. Truly a remarkable value and excellent choice for all your single speed pendant requirements.

Complete switches

Number of buttons	Complete type	Rating	Standard cable bushing internal diameter (mm)	Terminal	Notes
2 (1 pair)	COB 61	24VAC 5A 120VAC 5A 250VAC 5A 500VAC 5A 24VDC 2A 120VDC 0.4A	CBVS (DIA. 8~16 stepped)	M4 screw	COB60 Series pushbutton switches are standard
4 (2 pair)	COB 62		CBVS (DIA. 8~16 stepped)		
6 (3 pair)	COB 63		CBVS (DIA. 8~16 stepped)		

Cable bushing

Type	Applicable cable diameter in. (mm)
CBVS	.31~.62 (8~16) stepped

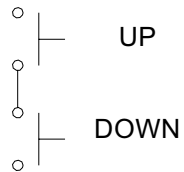
Switches

Standard switch configurations shown on next page. UNB can be substituted for first position on any COB60 Series pushbutton switch.

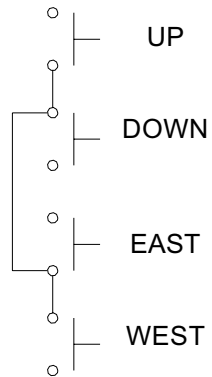
Switch	Contact arrangement	Buttons	Rating	Operation
UNB	1 x NO	2	24VAC 5A 120VAC 5A 250VAC 5A 24VDC 2A 120VDC 0.4A	ON-OFF switch. Push ON/push OFF operation. This switch is normally mounted in the highest position.
UNC-60A	2 x NO	2		Single speed switch. Momentary with mechanical interlock. With bus connection.
UNC-60B	2 x NO	2		Single speed switch. Momentary with mechanical interlock. Without bus connection.

Switch configurations

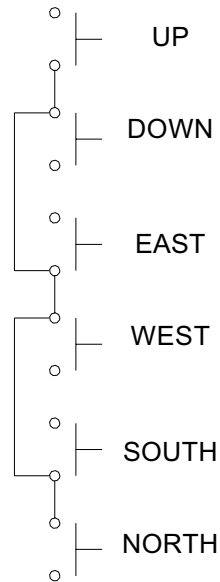
COB61



COB62



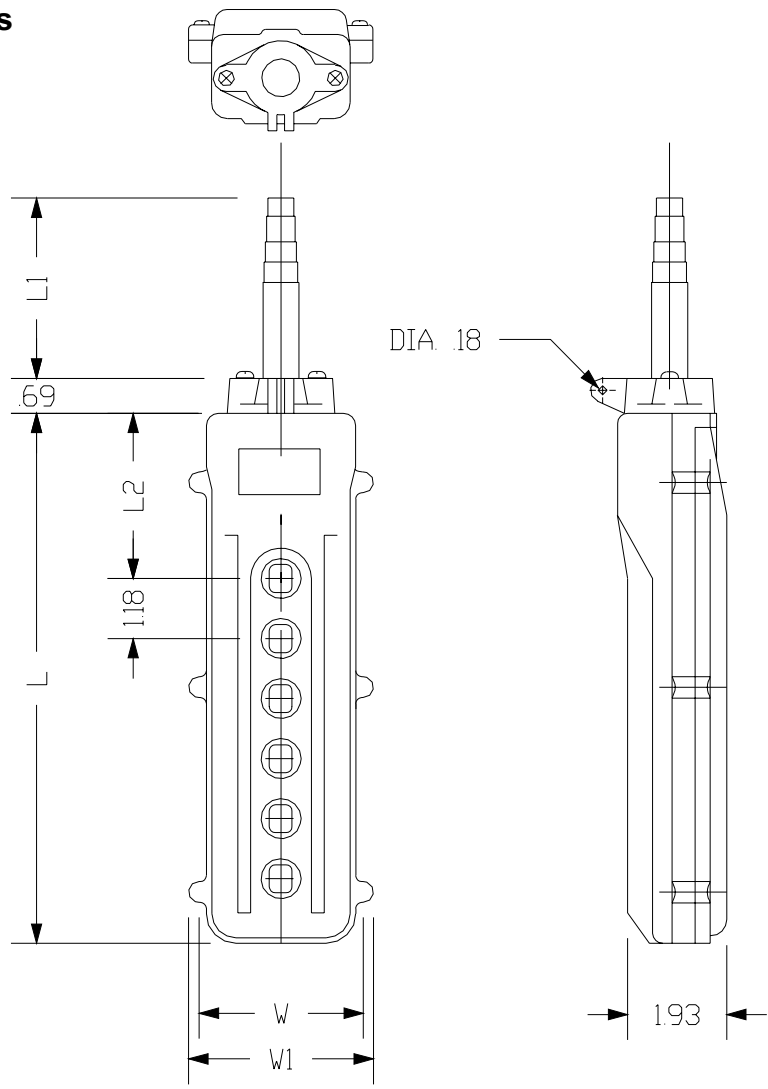
COB63



Note: All switch pairs are mechanically interlocked.
UNB ON-OFF can be substituted in first two buttons of any switch shown.
Add (-B) to end of part number. Example: COB61-B.

Pendant Stations

Dimensions



(COB63 shown. All measurements in inches.)

Dimensions inches (mm)	COB61	COB62	COB63
L	4.15 (105.5)	6.91 (175.5)	9.27 (235.5)
L1	39.96 (101.5)	4.41 (112)	4.41 (112)
L2	2.14 (54.4)	2.5 (63.5)	2.5 (63.5)
W	2.36 (60)	2.36 (60)	2.36 (60)
W1	2.72 (69)	2.72 (69)	2.72 (69)

820 Lakeside Drive - Gurnee, IL 60031
 PH: 847-855-9150 FAX: 847-855-9650

All data and specifications are subject to
 change without notice.